



*Manaslu from above base camp*

## We like...

- One of the more achievable 8,000 m peaks and a great preparation for Everest
- Amazing immense snow slopes (a dream for skiers and speed-riders...)
- An elegant summit ridge ending with a tiny summit
- The shortest 8,000 m expedition (32 days) for climbers with limited time
- A beautiful trek around the mountain in quiet surroundings

## Trip Facts

Elevation:	8,163 m / 26,781 ft
Location:	Nepal, Mansiri Himal region
Route	North-East Ridge
Type of climb:	Snow / Ice / Few rock sections
Climbing technique:	Fixed line

## Rating

Difficulty	▲▲△△△
Fitness	▲▲▲▲△
Risk	▲▲▲△△



*Summit ridge*

## Why climb Manaslu with World Sherpas?

- The combined experience of clients and leading mountain guides into a single company
- A very comfortable set-up at Base Camp
- A real sharing of experience with our Sherpas throughout the expedition on climbing technique, physiology, effort management
- The use of Garmin InReach satellite systems for your family and friends to follow your progression every 10 minutes
- The production of beautiful photos and videos of your climb to always remember an extraordinary expedition
- An exceptional quality of services



See dates on website  
**MANASLU EXPEDITION**

## Price

19,500 US\$

- Deposit: 30% at booking
- Balance: 70% 45 days before the departure date

<i>Included</i>	<i>Excluded</i>
<ul style="list-style-type: none"> <li>• All arrival and departure transfer services to and from airport (both domestic and international)</li> <li>• Transport by land vehicle to Dharapani and return from Samagaun by helicopter</li> <li>• Transport of up to 2 duffle bags of a maximum total weight of 40 kgs during the trek to Base Camp and on domestic flights</li> <li>• 4 nights' accommodation at a good quality hotel in Kathmandu on B/B basis on a double basis (single option at extra cost)</li> <li>• Accommodation in lodges on a double basis during the trek</li> <li>• Accommodation in spacious individual tents at Base Camp with foam mattress, carpets, light and storage space</li> <li>• On High Camps, accommodation in shared expedition tents</li> <li>• Qualified support team including experienced guides, cooks and porters</li> <li>• Three meals a day (breakfast, lunch and dinner with tea or coffee) during trek and climbing</li> <li>• Climbing permit (US\$900) and all fees and deposits required by the local regulations</li> <li>• 1:1 Experienced climbing Sherpa per client on summit day (IFMGA Guide/Aspirant Guide)</li> <li>• 4 oxygen bottles with a Summit mask and regulator (Climbing guides will also be on oxygen to ensure a maximum safety)</li> <li>• First aid medical kit for the group</li> <li>• Satellite phone at Base Camp (available to members as a paying service)</li> <li>• Radio set for communication with Base Camp during climbing</li> <li>• Use of a Garmin OutReach two-way satellite messaging system with satellite subscription</li> <li>• Avalanche beacon</li> </ul>	<ul style="list-style-type: none"> <li>• A summit bonus, or rather safety bonus, is expected by your climbing sherpa (US\$1,000) as well as tips to the kitchen staff and porters (US\$300) whatever happens on the mountain. This is now a practice well established in Nepal. The total amount of US\$1,300 should be deposited in cash to the Sherpa leader in Kathmandu at the beginning of the trip. If you want to add to the standard amount at the end of the trip, it is up to you but there is no obligation.</li> <li>• Lunch and dinner in Kathmandu (except welcome dinner)</li> <li>• Extras hotel charge at Kathmandu (bar bills, laundry, additional nights)</li> <li>• Personal expenses in lodges during the trek such as battery charging (cameras, phone, laptops), showers, laundry, beverages, bottled water and snacks</li> <li>• Additional nights in lodges during the trek not planned by us</li> <li>• Internet access during the trek and at Base Camp (we can arrange a Nepalese SIM card and top-up card for you at Kathmandu for calls and internet)</li> <li>• Personal trekking and climbing equipment</li> <li>• Personal medical, travel &amp; evacuation insurance (mandatory)</li> <li>• International airfare</li> <li>• Nepal entry visa fee</li> </ul>



See dates on website  
**MANASLU EXPEDITION**

***... Included***

- Solar panel/generator for light and battery charger at Base Camp
- Emergency oxygen with mask and regulator at Base Camp
- Portable hyperbaric chamber at Base Camp
- Welcome dinner in Kathmandu
- World Sherpas Duffle bag
- World Sherpas T-Shirt or buff

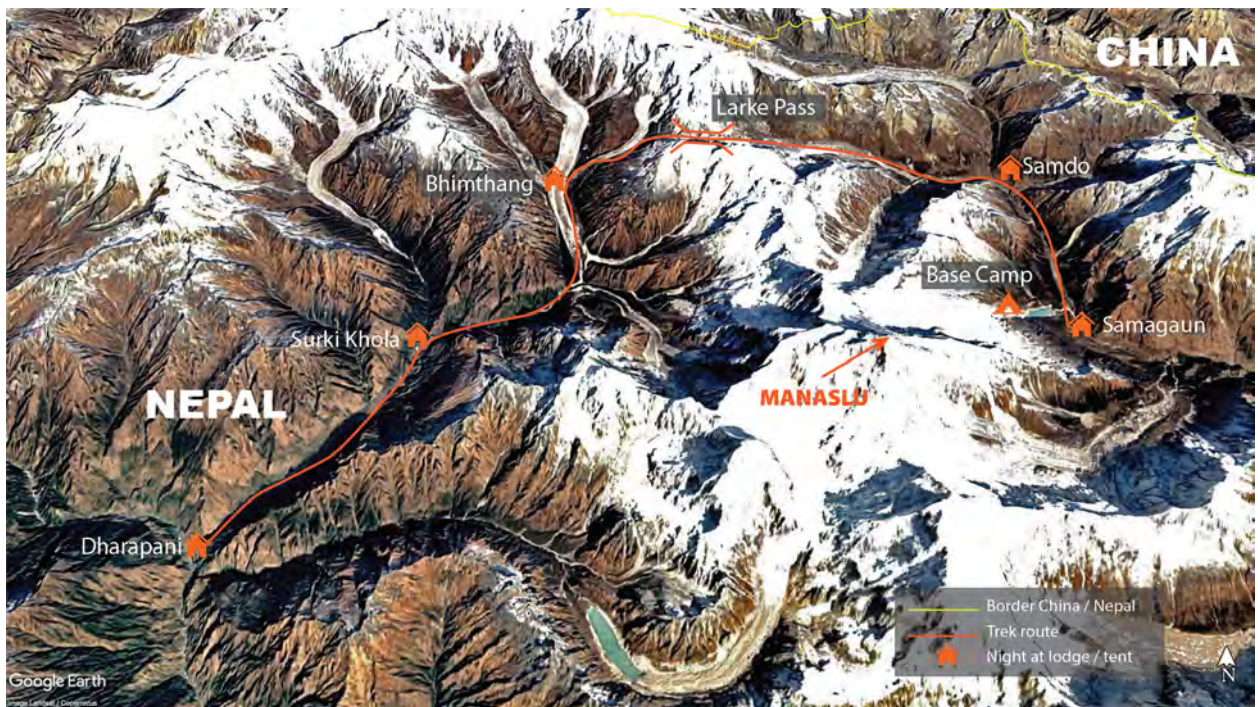
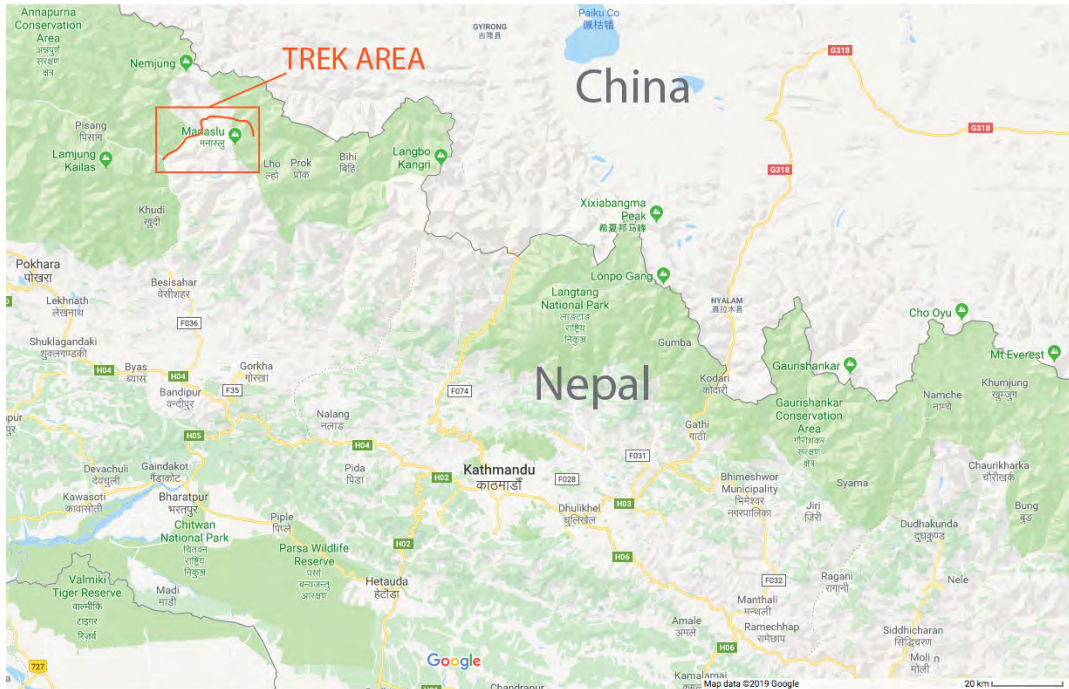


*Near Camp 2*



See dates on website  
**MANASLU EXPEDITION**

## Expedition Itinerary





See dates on website  
**MANASLU EXPEDITION**

<b>Day</b>	<b>Program</b>
1	Arrival to Kathmandu (1,350 m/4,430 ft) and transfer to hotel
2	Preparation day for expedition in Kathmandu
3	Drive to Dharapani (1,860 m/6,102 ft)
4	Trek to Surki Khola (730 m/2,395 ft)
5	Trek to Bhimthang (3,580 m/11,745 ft)
6	Trek to Samdo (3,690 m/12,106 ft) going up the Larke Pass (5,106 m/16,751 ft)
7	Trek to Samagaun (3,780 m / 12,402 ft)
8	Rest day in Samagaun
9	Trek to Manaslu Base Camp (4,700 m / 15,421 ft)
10-27	Climbing period on Manaslu (see detail next page)
28	Rest day and pack up Base Camp
29	Trek back to Samagaun
30	Helicopter back to Kathmandu & transfer to hotel
31	Spare day at Kathmandu
32	Transfer to airport for departure

*The itinerary is indicative and is subject to changes according to weather and mountain conditions as well as other circumstances that the climbing guide will deem necessary for the safety and / or success of the expedition.*



See dates on website  
**MANASLU EXPEDITION**

## Manaslu Climbing Route





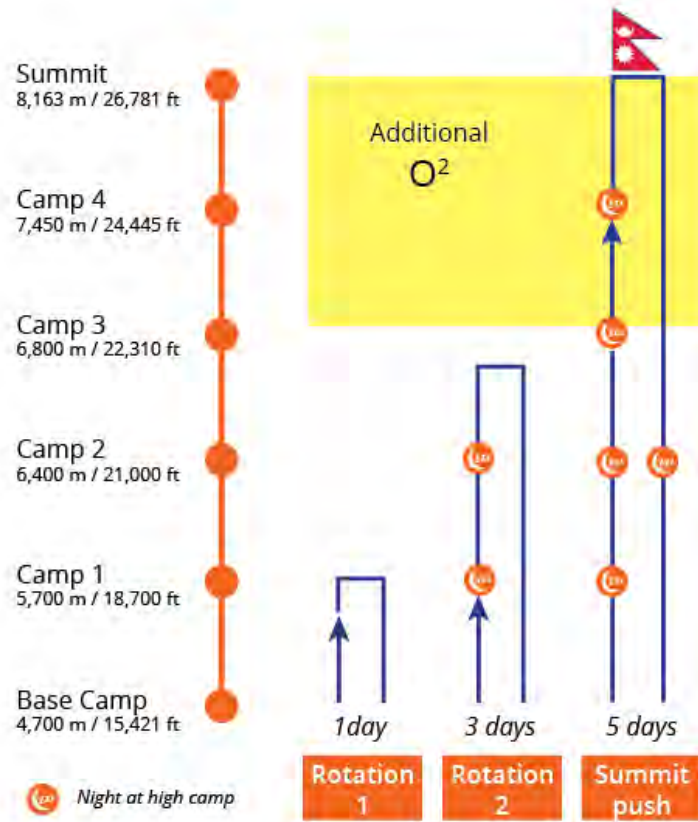
<p>Base Camp 4,700 m / 15,421 ft</p> <p>▼</p> <p>Camp 1 5,700 m / 18,700 ft</p> <p>6-7 hours</p>	<p>We walk along a dirt track, over some large rock slabs to reach crampon point. This is where the fixed line starts. We move on the Manaslu glacier and travel towards Camp 1. There are some crevasse crossings along the route. Our first rotation on the mountain is to touch Camp 1 and then make the return journey (1.5 hours) back to Base Camp.</p>
<p>Camp 1 5,700 m / 18,700 ft</p> <p>▼</p> <p>Camp 2 6,400 m / 21,000 ft</p> <p>4-5 hours</p>	<p>Camp 1 is on the shoulder of the Manaslu glacier. This part of the climb has some similar parts to the Khumbu Ice-fall on Everest, weaving between seracs. There can be ladder crossings over crevasses along with some steep ice and snow sections. This is the most technical part of the climb.</p>
<p>Camp 2 6,400 m / 21,000 ft</p> <p>▼</p> <p>Camp 3 6,800 m / 22,310 ft</p> <p>3-4 hours</p>	<p>Camp 2 is set up at the top of the serac section on a gentle slope section of the glacier. We travel along the upper glacier on gentle slope as we make our way towards camp 3. This is a very straight forward part of the climb and a very short section. Camp 3 is on a moderate slope saddle just below the col.</p>
<p>Camp 3 6,800 m / 22,310 ft</p> <p>▼</p> <p>Camp 4 7,450 m / 24,445 ft</p> <p>6-7 hours</p>	<p>We move upwards along the large snow slope that starts out at an angle of 20 degrees but gradually increases to 40 degrees. As we move higher towards Camp 4, there are some short steep sections of ice and snow that we must climb. Once over this steep section, we make the exposed traverse into Camp 4 where we get some rest and prepare for the summit push.</p>
<p>Camp 4 7,450 m / 24,445 ft</p> <p>▼</p> <p>Summit 8,163 m / 26,781 ft</p> <p>7-8 hours</p>	<p>From Camp 4, the route follows a gentle slope through a succession of three plateaus. A nice steep pyramid would lead to the summits. Yes, plural because there are three summits! Bad luck, the highest is the last one of the three. No worry, it not far away! The ridge leading to the true summit is around 100 meters long. The Manaslu summit is a narrow cornice with huge drops on either side. Only two to three climbers can stand on the summit at one time. Book your seat asap...</p>





See dates on website  
MANASLU EXPEDITION

## Rotations provisional plan



## Base Camp set-up

- Individual spacious tents with mattress, pillow, and light
- Toilet tent
- Shower tent (with hot water available on request)
- Mess tent for meals with table, chairs and cutlery
- Snacks / tea / coffee available during the day
- Electricity available for charging batteries (solar panels / generator)
- Heating of mess tent during dinner
- Film projection after dinner



*Above Camp 3*